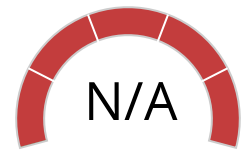
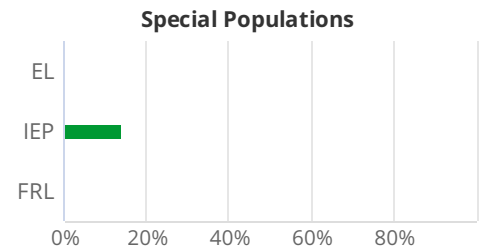
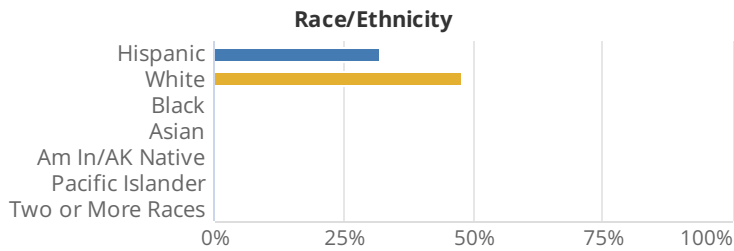


School Year 2016-2017 Nevada School Rating for Explore Knowledge Academy Charter Secondary



Explore Knowledge Academy Charter Secondary
Jeffery Keyer, Principal
Grade Levels: 06-12
Website:
School Level: High School

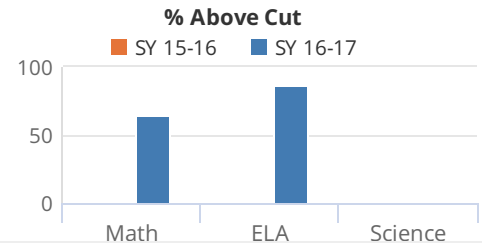
5871 Mountain Vista St.
Las Vegas, NV 89120
Phone: 702-730-2933



Academic Achievement



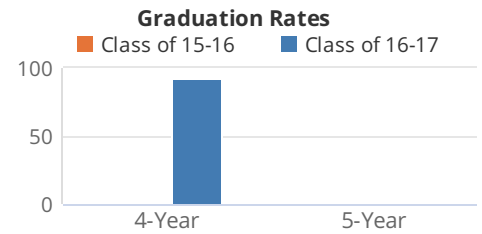
	% Above Cut	District
Math End of Course	64.9	53.5
ELA End of Course	86.3	69.7
Science End of Course		
<i>Pooled Average</i>	74.8	60.9



Graduation



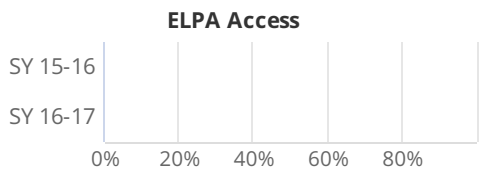
	School Rate	District Rate
4-Year	92.3	74.8
5-Year	-	74.4



English Language Proficiency



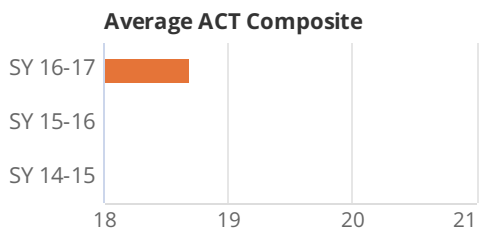
	% of EL Meeting AGP	District
ELPA	-	8.3



College Career Readiness



	School	District
ACT Average Composite	18.7	17.2
Grade 9 Sufficiency	100	88.5
Grade 10 Sufficiency	94.2	84.5
<i>Pooled Average</i>	97.3	86.5
EOC Math CCR	18.1	22.7
EOC ELA AL CCR	48.4	46.9
<i>Pooled Average</i>	32.1	34.4



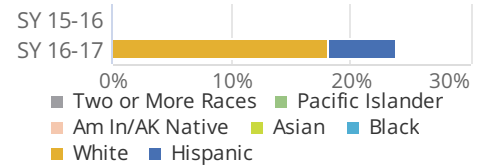
Student Engagement



	School	District
Chronic Absenteeism	12.6	24
Academic Learning Plans	100	99.1
	Participation	Met Target
Climate Survey	97.3	Yes

What does my school rating mean?

TBD



What do the performance indicators mean?

Academic Achievement-Student Proficiency

Academic Achievement is a measure of student performance based on a single administration of the State assessment. Cut scores are set that determine the achievement level needed to be proficient on the assessment.

Student Proficiency is determined by calculating the percent of students in the school who met (Level 3) and exceed standards (Level 4) on the State assessments.

Points are earned based on a pooled average (total number of students proficient on all three assessments divided by total number of students taking all three assessments).

English Language Proficiency

English Language Proficiency is a measure of English Learners achieving English Language proficiency on the State English Language Proficiency assessment, WIDA. The NSPF includes Adequate Growth Percentiles to determine if English Language Learners are meeting the goal toward English Language proficiency. Students meeting their growth targets should be on track to become English proficient and exit English language status in five years.

Student Engagement

Student Engagement is a measure of Chronic Absenteeism and Climate Survey Participation. Research shows that attendance matters and that chronic absenteeism places students at risk of failure. Chronic absenteeism is defined as missing 10 percent, or more, of school days for any reason, including excused, unexcused or disciplinary absences. Students who are absent due to school sponsored activities are not considered absent for the purposes of this calculation. The Climate Survey is a state survey administered to students in certain grades across the state. Schools meeting or exceeding the 55% participation threshold can receive bonus points.

Graduation

The cohort graduation rate is determined through the cohort validation process and follows federal guidelines for reporting an adjusted cohort graduation rate. This process usually results in preliminary graduation rates in October, with disaggregated rates determined in December. Because these dates are past the required state school accountability reporting date of September 15th, the cohort rates used for this indicator lags one year behind the other accountability indicators in the school rating system.

College and Career Readiness

The college and career readiness indicator is made up of three measures: Average ACT Composite Score, Ninth and Tenth Grade Credit Sufficiency, and percent of students achieving college and career readiness status (Level 3 or 4) on the Math, ELA or Science End-of-Course assessments.

Star Rating

TBD

Index Score