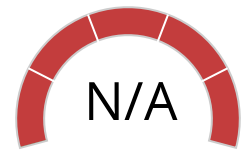


School Year 2016-2017 Nevada School Rating for Explore Knowledge Academy Charter Secondary



Explore Knowledge Academy Charter Secondary

Jeffery Keyer, Principal

Grade Levels: 06-12

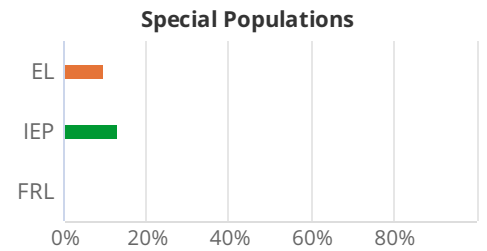
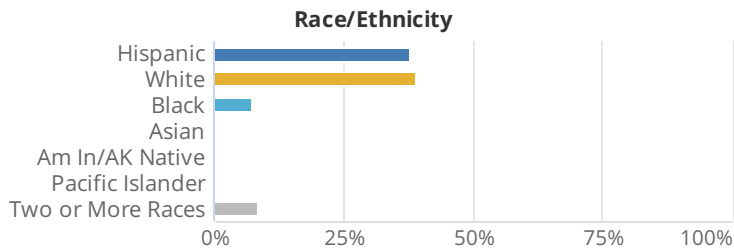
Website:

School Level: Middle School

5871 Mountain Vista St.

Las Vegas, NV 89120

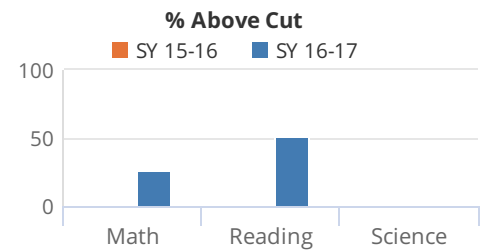
Phone: 702-730-2933



Academic Achievement



	% Above Cut	District
Math CRT	26.7	24.3
ELA CRT	51.8	45.1
Science CRT		
Math I End of Course	89.2	97.2
<i>Pooled Average</i>	44.8	37.6

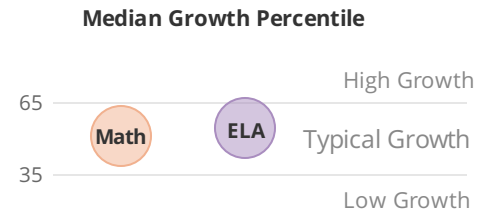


Student Growth



SY 16-17

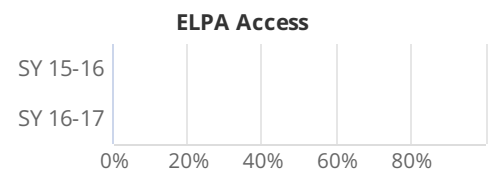
Math CRT MGP	50.5
ELA CRT MGP	54.0
Math CRT AGP	26.2
ELA CRT AGP	55.3



English Language



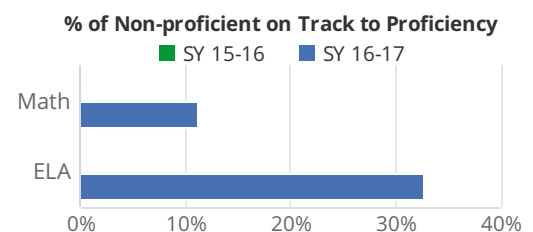
	% of EL Meeting AGP	District
ELPA	-	18.9



Closing Opportunity Gaps



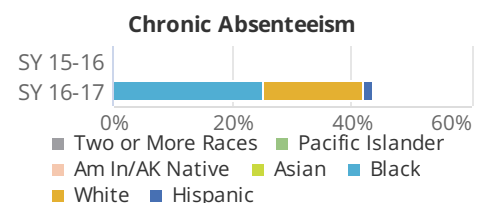
Non-proficient	% Meeting AGP
Math CRT	11.3
ELA CRT	32.8



Student Engagement



	School	District
Chronic Absenteeism	9.6	16.8
Academic Learning Plans	95.2	97.5
NAC 389.445 Requirements	26.6	86.3
	Participation	Met Target
Climate Survey	89.8	Yes



What does my school rating mean?

TBD

What do the performance indicators mean?

Academic Achievement--Student Proficiency

Academic Achievement is a measure of student performance based on a single administration of the State assessment. Cut scores are set that determine the achievement level needed to be proficient on the assessment.

Student Proficiency is determined by calculating the percent of students in the school who met (Level 3) and exceed standards (Level 4) on the State assessments.

Points are earned based on a pooled average (total number of students proficient on all three assessments divided by total number of students taking all three assessments).

English Language Proficiency

English Language Proficiency is a measure of English Learners achieving English Language proficiency on the State English Language Proficiency assessment, WIDA. The NSPF includes Adequate Growth Percentiles to determine if English Language Learners are meeting the goal toward English Language proficiency. Students meeting their growth targets should be on track to become English proficient and exit English language status in five years.

Student Engagement

Student Engagement is a measure of Chronic Absenteeism and Climate Survey Participation. Research shows that attendance matters and that chronic absenteeism places students at risk of failure. Chronic absenteeism is defined as missing 10 percent, or more, of school days for any reason, including excused, unexcused or disciplinary absences. Students who are absent due to school sponsored activities are not considered absent for the purposes of this calculation. The Climate Survey is a state survey administered to students in certain grades across the state. Schools meeting or exceeding the 55% participation threshold can receive bonus points.

Student Growth

Student growth is a measure of performance on the state assessments over time.

- Student Growth Percentile (SGP) is a measure of student achievement over time and compares the achievement of similar subgroups of students from one test administration to the next. An SGP from 35 to 65 is considered typical growth.
- Median Growth Percentile (MGP) is a summary of the student growth percentiles (SGP) in a school. A school's Median Growth Percentile (MGP) is determined by rank ordering all the SGPs in the school from lowest to highest and finding the median or middle number.
- Adequate Growth Percentile (AGP) describes the amount of growth a student needs to remain or become proficient on the State assessment in three years.

Closing Opportunity Gaps/Equity

Closing Opportunity Gaps is a measure of non-proficiency. This measure includes students who were non-proficient on the previous year's State assessment and determines if those students in the current assessment administration succeeded in meeting their Adequate Growth Percentile. This is a measure of gap between proficient and non-proficient students.

Star Rating

TBD

Index Score